

# PLANK 150

GRES PORCELLANATO IMPASTO COLORATO RETTIFICATO  
COLOURED BODY PORCELAIN STONEWARE RECTIFIED

Abbiamo selezionato vecchie tavole di larice ed olmo, piallate e consumate dal tempo, le abbiamo miscelate insieme creando un magnifico effetto. Poi le abbiamo immaginate in un formato unico e nuovo.

*We have selected old planks made of larch and olm wood, that had been planed and smoothed over time. We have combined them creating a solid and impressive effect. Then they have been imagined in a new and unique size, resulting in the the Plank collection.*

PLANK  
PLANK





# PAVIMENTO PLANK 150


WALNUT 25x150 - 9,8"x59" Rett.





# RIVESTIMENTO PLANK 150

AMBER 25x150 - 9,8"x59" Rett.





# PAVIMENTO PLANK 150

CREAM 25x150 - 9,8"x59" Rett.









PLANK150

**PAVIMENTO**

NATURAL 25x150 - 9,8"x59"



CREAM



NATURAL



AMBER



WALNUT




LA SERIE PLANK 150 SI SVILUPPA IN 24 FACCE GRAFICHE DIFFERENTI MISCELATE IN MANIERA CASUALE.  
 PLANK 150 DEVELOPS IN THE 24 FACES DIFFERENT GRAPHIC MIXED RANDOMLY.



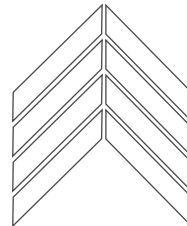
25x150 RETT.  
 9,8" x 59"

60 68



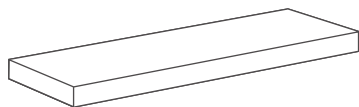
\*CHEVRON 11,8x73,2  
 4,6" x 28,8"

82 90



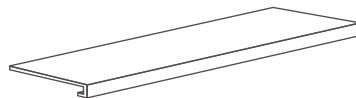
\* IN OGNI SCATOLA SONO PRESENTI N° 5 PEZZI SX E N° 5 PEZZI DX DA UTILIZZARE PER LA REALIZZAZIONE DELLA POSA CHEVRON.

THERE ARE 5 LEFT PIECES AND 5 RIGHT PIECES IN EACH BOX TO USE TO CREATE THE CHEVRON LAYING PATTERN.



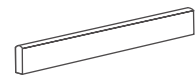
GRADINO ANGOLARE COSTA RETTA  
 25x150 - 9,8" x 59"

180



GRADINO COSTA RETTA  
 25x150 - 9,8" x 59"

140



BATTISCOPA  
 7x75 - 2,75" x 29,5"

10

FORMATI/ FORMAT	BOX			PALLET		
	pz/pcs	m <sup>2</sup> /sqm	Kg	boxes	m <sup>2</sup> /sqm	Kg
25x150 (Fondi)	3	1,215	24,90	45	50,63	1120,00
12,5x75 (Fondi)	10	0,86	11,46	45	23,50	515,73
Battiscopa 7x75	5	3,75 ml				