



## MONOPLATTEN



**KK13MA Mattone**  
13x26 - 5/8"x10 1/4"



**KK130C Ocra**  
13x26 - 5/8"x10 1/4"



**KK13QU Quarzo**  
13x26 - 5/8"x10 1/4"



**KK13SE Serena**  
13x26 - 5/8"x10 1/4"



**KK26MA Mattone**  
26x26 - 10 1/4"x10 1/4"



**KK260C Ocra**  
26x26 - 10 1/4"x10 1/4"



**KK26QU Quarzo**  
26x26 - 10 1/4"x10 1/4"



**KK26SE Serena**  
26x26 - 10 1/4"x10 1/4"



**LKKMA/S Mattone**  
6,5x26 - 2 1/2"x10 1/4"



**LKKOC/S Ocra**  
6,5x26 - 2 1/2"x10 1/4"

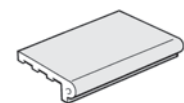


**LKKQU/S Quarzo**  
6,5x26 - 2 1/2"x10 1/4"



**LKKSE/S Serena**  
6,5x26 - 2 1/2"x10 1/4"

TERMINALE  
L-SHAPED EDGING  
ENDABDECKUNG  
ÉLÉMENT FINAL À L  
TERMINAL



**TKKMA Mattone**  
4x13,5x26 - 1 3/8"x5 3/8"x10 1/4"

**TKKOC Ocra**  
4x13,5x26 - 1 3/8"x5 3/8"x10 1/4"

**TKKQU Quarzo**  
4x13,5x26 - 1 3/8"x5 3/8"x10 1/4"

**TKKSE Serena**  
4x13,5x26 - 1 3/8"x5 3/8"x10 1/4"

| FORMATO                      | SP. medio mm | PEZZI/PCS x M <sup>2</sup> | SCATOLE/BOX |                                   |              | PALLET    |                                   |              |
|------------------------------|--------------|----------------------------|-------------|-----------------------------------|--------------|-----------|-----------------------------------|--------------|
| SIZE                         | thick. mm    | conv.le use                | pezzi pcs   | M <sup>2</sup> conv.le Conv.l sqm | Kg           | scat. box | M <sup>2</sup> conv.le Conv.l sqm | Kg           |
| <b>13x26</b><br>5/8"x10 1/4" | <b>10</b>    | <b>27</b>                  | <b>30</b>   | <b>1,111</b>                      | <b>20,80</b> | <b>66</b> | <b>73,326</b>                     | <b>1.380</b> |

| FORMATO                         | SP. medio mm | PEZZI/PCS x M <sup>2</sup> | SCATOLE/BOX |                                   |              | PALLET    |                                   |              |
|---------------------------------|--------------|----------------------------|-------------|-----------------------------------|--------------|-----------|-----------------------------------|--------------|
| SIZE                            | thick. mm    | conv.le use                | pezzi pcs   | M <sup>2</sup> conv.le Conv.l sqm | Kg           | scat. box | M <sup>2</sup> conv.le Conv.l sqm | Kg           |
| <b>26x26</b><br>10 1/4"x10 1/4" | <b>10</b>    | <b>14</b>                  | <b>16</b>   | <b>1,143</b>                      | <b>21,90</b> | <b>60</b> | <b>68,580</b>                     | <b>1.330</b> |

| FORMATO                         | SP. medio mm | PEZZI/PCS x M <sup>2</sup> | SCATOLE/BOX |                                   |              | PALLET    |                                   |              |
|---------------------------------|--------------|----------------------------|-------------|-----------------------------------|--------------|-----------|-----------------------------------|--------------|
| SIZE                            | thick. mm    | conv.le use                | pezzi pcs   | M <sup>2</sup> conv.le Conv.l sqm | Kg           | scat. box | M <sup>2</sup> conv.le Conv.l sqm | Kg           |
| <b>6,5x26</b><br>2 1/2"x10 1/4" | <b>10</b>    | <b>54</b>                  | <b>64</b>   | <b>1,185</b>                      | <b>22,00</b> | <b>54</b> | <b>63,990</b>                     | <b>1.200</b> |

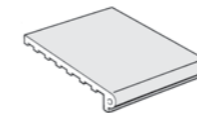
| FORMATO                                   | Spessore medio mm | SCATOLE/BOX |             | PALLET    |            | pezzi pallet |
|---|-------------------|-------------|-------------|-----------|------------|--------------|
| SIZE                                      | thickness mm      | pezzi pcs   | Kg          | scat. box | Kg         | pcs pallet   |
| <b>4x13,5x26</b><br>1 3/8"x5 3/8"x10 1/4" | <b>11</b>         | <b>6</b>    | <b>6,20</b> | <b>57</b> | <b>354</b> | <b>342</b>   |

(\*) N.B.: La 2<sup>a</sup> scelta viene venduta solo a palette intere



## MONOPLATTEN

GRADINO  
STEP  
TREPPENSTUFE  
MARCHE  
PELDAÑO



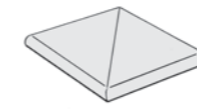
**GKKMA Mattone**  
26x35 - 10 1/4"x13 3/4"

**GKKOC Ocra**  
26x35 - 10 1/4"x13 3/4"

**GKKQU Quarzo**  
26x35 - 10 1/4"x13 3/4"

**GKKSE Serena**  
26x35 - 10 1/4"x13 3/4"

ANGOLO GRADINO/2 PZ  
CORNER STEP/2 PCS  
ECKENSTUFE/2 STK  
ANGLE POUR MARCHE/2 PCS  
ÁNGULO PELDAÑO/2 PZS



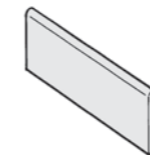
**AKKMA Mattone**  
35x35 - 13 3/4"x13 3/4"

**AKKOC Ocra**  
35x35 - 13 3/4"x13 3/4"

**AKKQU Quarzo**  
35x35 - 13 3/4"x13 3/4"

**AKKSE Serena**  
35x35 - 13 3/4"x13 3/4"

BATTISCOPA  
SKIRTING  
SOCKET  
PLINTE  
ZÓCALO



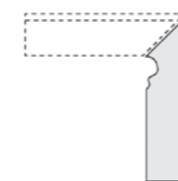
**BKKMA Mattone**  
8x26 - 3 1/8"x10 1/4"

**BKKOC Ocra**  
8x26 - 3 1/8"x10 1/4"

**BKKQU Quarzo**  
8x26 - 3 1/8"x10 1/4"

**BKKSE Serena**  
8x26 - 3 1/8"x10 1/4"

BATTISCOPA GRADINO  
SKIRTING FOR STEP  
SOCKET FÜR TREPPENSTUFE  
PLINTE POUR MARCHE  
ZÓCALO PELDAÑO



**BKKMASX Mattone Sinistro**  
8x26 - 3 1/8"x10 1/4"

**BKKMADX Mattone Destro**  
8x26 - 3 1/8"x10 1/4"

**BKKOCSX Ocra Sinistro**  
8x26 - 3 1/8"x10 1/4"

**BKKOCDX Ocra Destro**  
8x26 - 3 1/8"x10 1/4"

**BKKQUSX Quarzo Sinistro**  
8x26 - 3 1/8"x10 1/4"

**BKKQUDX Quarzo Destro**  
8x26 - 3 1/8"x10 1/4"

**BKKSESX Serena Sinistro**  
8x26 - 3 1/8"x10 1/4"

**BKKSEDX Serena Destro**  
8x26 - 3 1/8"x10 1/4"

| FORMATO                         | Spessore medio mm | SCATOLE/BOX |              | PALLET    |            | pezzi pallet |
|---------------------------------|-------------------|-------------|--------------|-----------|------------|--------------|
| SIZE                            | thickness mm      | pezzi pcs   | Kg           | scat. box | Kg         | pcs pallet   |
| <b>26x35</b><br>10 1/4"x13 3/4" | <b>12</b>         | <b>8</b>    | <b>21,50</b> | <b>33</b> | <b>720</b> | <b>264</b>   |

| FORMATO                         | Spessore medio mm | SCATOLE/BOX |              | PALLET    |            | pezzi pallet |
|---------------------------------|-------------------|-------------|--------------|-----------|------------|--------------|
| SIZE                            | thickness mm      | pezzi pcs   | Kg           | scat. box | Kg         | pcs pallet   |
| <b>35x35</b><br>13 3/4"x13 3/4" | <b>12</b>         | <b>4</b>    | <b>17,50</b> | <b>12</b> | <b>220</b> | <b>48</b>    |

| FORMATO                       | Spessore medio mm | SCATOLE/BOX |             | PALLET    |            | pezzi pallet |
|-------------------------------|-------------------|-------------|-------------|-----------|------------|--------------|
| SIZE                          | thickness mm      | pezzi pcs   | Kg          | scat. box | Kg         | pcs pallet   |
| <b>8x26</b><br>3 1/8"x10 1/4" | <b>10</b>         | <b>23</b>   | <b>9,20</b> | <b>48</b> | <b>455</b> | <b>1.104</b> |

| FORMATO                       | Spessore medio mm | SCATOLE/BOX |             | PALLET    |    | pezzi pallet |
|-------------------------------|-------------------|-------------|-------------|-----------|----|--------------|
| SIZE                          | thickness mm      | pezzi pcs   | Kg          | scat. box | Kg | pcs pallet   |
| <b>8x26</b><br>3 1/8"x10 1/4" | <b>10</b>         | <b>10</b>   | <b>3,40</b> | --        | -- | --           |

(\*) N.B.: La 2<sup>a</sup> scelta viene venduta solo a palette intere