

26x26
13x26
6,5x26

Country



RIVESTIMENTO



PAVIMENTO



V3 MEDIA STONALIZZAZIONE



V4 ALTA STONALIZZAZIONE COUNTRY RANDOM



SPESSORE MEDIO mm 10



RESISTENZA ALLO SCIVOLAMENTO R 10



RESISTENZA ALLO SCIVOLAMENTO B.C.R.A.



CLASSIFICAZIONE ANTISDRUCIOLO A+B+C



RESISTENZA AL GELO



KK26GRY Country Grey 26x26 - 10¼" x 10¼"
LKKGRY/S Country Grey Listello 6,5x26 - 2½" x 10¼"
GKKGRY/D Country Grey Gradino 26x35 - 10¼" x 13¾"

Impasto Bianco/White Body

DIGITAL TECHNOLOGY



KK26RAN Country Random 26x26 - 10¼" x 10¼"
KK13RAN Country Random 13x26 - 5½" x 10¼"
% POSA: 50% 13x26 - 5½" x 10¼" - 50% 26x26 - 10¼" x 10¼"

26x26
13x26
6,5x26

Country



RIVESTIMENTO



PAVIMENTO



V3 MEDIA STONALIZZAZIONE



V4 ALTA STONALIZZAZIONE



SPESORE MEDIO



RESISTENZA ALLO SCIVOLAMENTO



RESISTENZA ALLO SCIVOLAMENTO B.C.R.A.



CLASSIFICAZIONE ANTISCIVOLO A+B+C



RESISTENZA AL GELO



KK13RED Red
13x26 - 5/8"x10 1/4"



KK13SLM Salmon
13x26 - 5/8"x10 1/4"



KK13GRY Grey
13x26 - 5/8"x10 1/4"




KK13RAN Random
13x26 - 5/8"x10 1/4"

FORMATO	SP. medio mm	PEZZI/PCS x M ²	SCATOLE/BOX			PALLET		
SIZE	thick. mm	conv.le use	pezzi pcs	M ² conv.le Conv.l sqm	Kg	scat. box	M ² conv.le Conv.l sqm	Kg
13x26 5/8"x10 1/4"	10	27	30	1,111	20,80	66	73,326	1.380



KK26RED Red
26x26 - 10 1/4"x10 1/4"



KK26SLM Salmon
26x26 - 10 1/4"x10 1/4"



KK26GRY Grey
26x26 - 10 1/4"x10 1/4"



KK26RAN Random
26x26 - 10 1/4"x10 1/4"

FORMATO	SP. medio mm	PEZZI/PCS x M ²	SCATOLE/BOX			PALLET		
SIZE	thick. mm	conv.le use	pezzi pcs	M ² conv.le Conv.l sqm	Kg	scat. box	M ² conv.le Conv.l sqm	Kg
26x26 10 1/4"x10 1/4"	10	14	16	1,143	21,90	60	68,580	1.330



LKKRED/S Red
6,5x26 - 2 1/2"x10 1/4"



LKKSLM/S Salmon
6,5x26 - 2 1/2"x10 1/4"



LKKGRY/S Grey
6,5x26 - 2 1/2"x10 1/4"



LKKRAN/S Random
6,5x26 - 2 1/2"x10 1/4"

FORMATO	SP. medio mm	PEZZI/PCS x M ²	SCATOLE/BOX			PALLET		
SIZE	thick. mm	conv.le use	pezzi pcs	M ² conv.le Conv.l sqm	Kg	scat. box	M ² conv.le Conv.l sqm	Kg
6,5x26 2 1/2"x10 1/4"	10	54	64	1,185	22,00	54	63,99	1.200

Avvertenze per la posa:
visto l'alto grado di stonalizzazione della serie (V3)/(V4), per ottenere un effetto ottimale della posa, Domus consiglia di miscelare le piastrelle prelevate da diverse scatole.

For laying:
due to the high degree of shade variation (V3)/(V4), in order to obtain an optimal aesthetic natural effect, Domus recommends to lay down tiles, taken out and mixed from different boxes.

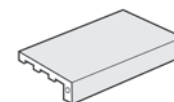
(*) N.B.: La 2^a scelta viene venduta solo a palette intere

LISTINO PREZZI / PRICE LIST

DIGITAL TECHNOLOGY

Impasto Bianco/White Body

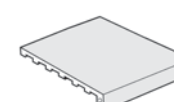
TERMINALE L-SHAPED EDGING



TKKGRY/D Grey
TKKRED/D Red
TKKSLM/D Salmon
TKKRAN/D Random
4x13,5x26 - 1 3/8"x5 3/8"x10 1/4"

FORMATO	Spessore medio mm	SCATOLE/BOX		PALLET		pezzi pallet
SIZE	thickness mm	pezzi pcs	Kg	scat. box	Kg	pcs pallet
4x13,5x26 1 3/8"x5 3/8"x10 1/4"	11	6	6,20	57	354	342

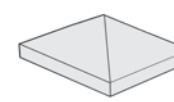
GRADINO STEP



GKKGRY/D Grey
GKKRED/D Red
GKKSLM/D Salmon
GKKRAN/D Random
26x35 - 10 1/4"x13 3/4"

FORMATO	Spessore medio mm	SCATOLE/BOX		PALLET		pezzi pallet
SIZE	thickness mm	pezzi pcs	Kg	scat. box	Kg	pcs pallet
26x35 10 1/4"x13 3/4"	12	8	21,50	33	720	264

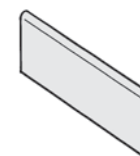
ANGOLO GRADINO /2 PZ CORNER STEP /2 PCS



AKKGRY/D Grey
AKKRED/D Red
AKKSLM/D Salmon
AKKRAN/D Random
35x35 - 13 3/4"x13 3/4"

FORMATO	Spessore medio mm	SCATOLE/BOX		PALLET		pezzi pallet
SIZE	thickness mm	pezzi pcs	Kg	scat. box	Kg	pcs pallet
35x35 13 3/4"x13 3/4"	12	4	17,50	12	220	48

BATTISCOPIA SKIRTING



BKKGRY Grey
BKKRED Red
BKKSLM Salmon
BKKRAN Random
8x26 - 3 1/8"x10 1/4"

FORMATO	Spessore medio mm	SCATOLE/BOX		PALLET		pezzi pallet
SIZE	thickness mm	pezzi pcs	Kg	scat. box	Kg	pcs pallet
8x26 3 1/8"x10 1/4"	10	23	9,20	48	455	1.104

(*) N.B.: La 2^a scelta viene venduta solo a palette intere