



CEMENT PROJECT


URBAN SPACE



COLOR-00 CEM




COLOR-10 CEM




COLOR-20 CEM



COLOR-30 CEM



COLOR-40 CEM



COLOR-10 WORK



COLOR-20 WORK



COLOR-30 WORK

KERLITE 5plus

Superfici / Surfaces:
NATURALE

± 5,5 mm

100x300 cm
39"x118"



50x150 cm
19½"x59"



Only WORK

100x100 cm
39"x39"



Only CEM

KERLITE easy

Kerlite 5plus è indicata per essere posata con il sistema Kerlite Easy (vedi sezione dedicata a pag. 368)
Kerlite 5plus is suitable for installation with the Kerlite Easy system (see focused section on page 368)

CARATTERISTICHE TECNICHE / TECHNICAL CHARACTERISTICS

Tabelle tecniche a pag. 378 - 380
Technical tables on page 378 - 380



RESISTENZA ALLO SCIVOLAMENTO
SLIP RESISTANCE
R9 CEM
R10 WORK



BASSA STONALIZZAZIONE
LOW DESHADING
V2

GARANZIA E ANTIBATTERICO / GUARANTEE AND ANTIMICROBIAL



GARANZIA 20 ANNI
20 YEARS GUARANTEE



PROTEZIONE ANTIBATTERICA PROTECT®
PROTECT® ANTBACTERIAL PROTECTION